


# SEALED UNITS



EMAIL US YOUR:

- 1 SHAPE & DIMENSION
- 2 GLASS TYPE, TINT, THICKNESS
- 3 OVERALL THICKNESS




# SEALED UNITS




1

## SHAPE & DIMENSIONS

### STANDARD




Square

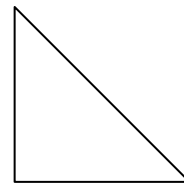


Rectangle

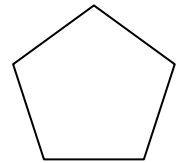
### COMMON SHAPES



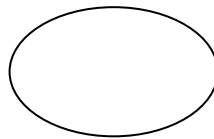
Circle/Diameter



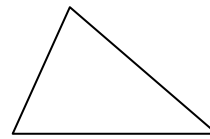
Right Triangle



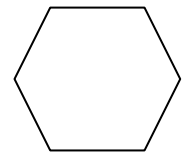
Pentagon



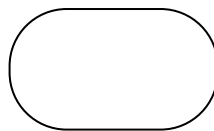
Oval




Triangle



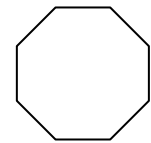
Hexagon



Racetrack Oval

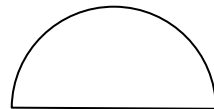


Trapezoid



Octagon

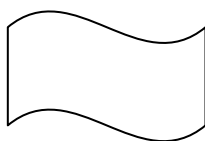
### IRREGULAR



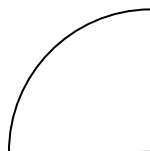
Semi-circle



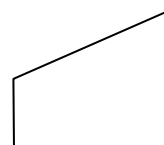
Parallelogram



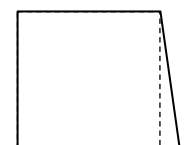
Irregular/Other  
Please send drawing



Quarter Round



Rake



Off-Square

# SEALED UNITS



2

## GLASS TYPE, TINT, THICKNESS

3mm	½" to 1" Overall	Clear, Solarban 60, Bronze, Grey, Dark Grey, Pinhead, Factrolite, Gluechip
4mm	9/16" to 1 1/16" Overall	Clear, Solarban 60, Satin Etch, Delta Frost, Bronze, Grey, Pinhead, Arctic
5mm	5/8" to 1 1/8" Overall	Clear, Solarban 60, Bronze, Grey, Pinhead, Rain, Factrolite, Glue Chip
6mm	3/4" to 1 1/4" Overall	Clear, Solarban 60, Satin Etch, Bronze, Grey, Dark Grey

Let us know if you need:

Tempered safety glass?

Corner treatments?

Holes drilled?

Internal cutouts or notches?

Tempered glass is considered safety glass and has been heat strengthened so that it is stronger than regular glass. It is used in large windows, patio doors, transoms, sidelites and windows that are less than 12" from the ground.

Tempered glass breaks into many small pieces when broken and usually never cracks.

# SEALED UNITS



3

## OVERALL THICKNESS

